
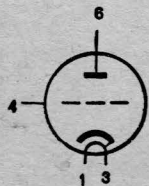
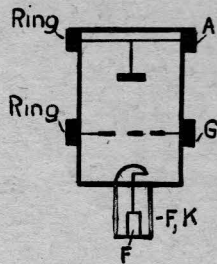


# 2 C 39 A

## Triode



Sockelanschlüsse



$J_A$  - Bereich



120

$J_A$  70 mA



Heizung 6,3 Volt

Meßkarte für NEUBERGER Röhrenmeßgeräte

### Meßspannungen

Heizung	F	6,3	V
$U_I$	$G_1$	1,6	-V
$U_{II}$			-V
$U_{III}$			V
$U_{IV}$			V
A		500	V

### Richtströme

$J_A$	70	mA
$J_{G_2}$		mA
S		mA/V